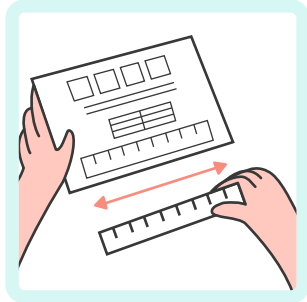


## Measuring your finger size

If you don't know what your ring size is, print out this document and follow our easy steps!  
Using the paper ruler, you can measure the size of your finger and easily find the ring size that's right for you.

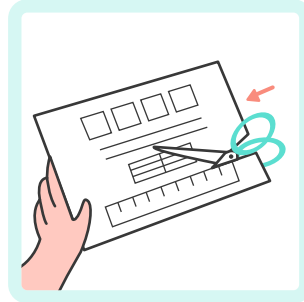
When printing, make sure that your printer does not scale the document.

1



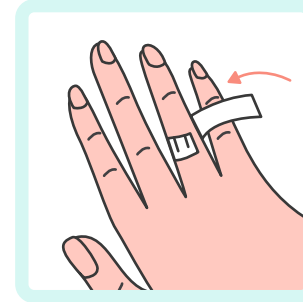
Print out this document and check that it's to the correct scale by measuring the paper ruler at the bottom of the page.

2



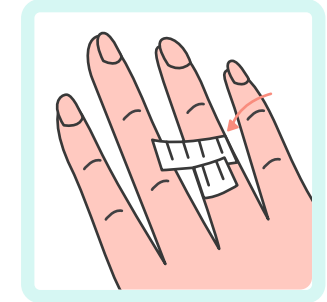
I cut out the paper ruler using a pair of scissors.

3



I wrap the paper ruler around my knuckle at the widest point, without tightening it too much.

4



Check the measurement at the intersection of the paper ruler: the length (in millimetres) of your finger corresponds to your ring size!

5

Consult the table below to find the ring size that matches your finger size.  
If your measurement falls between two sizes, choose the larger size.

Finger size	Ring Size (UK)	Ring Size (FR)
Maximum 50 mm	K	50
Maximum 52 mm	L	52
Maximum 54 mm	M,N	54
Maximum 56 mm	O	56
Maximum 58 mm	P,Q	58

