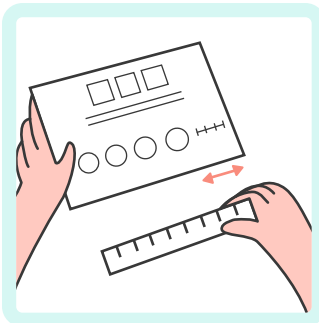


Measuring the size of your ring

If you already wear a ring and your new ring will be worn on the same finger of the same hand,
You can print out our ring sizer to easily find the size you need to order!

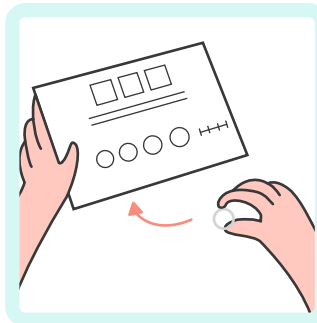
When printing, make sure that your printer does not scale the document.

1



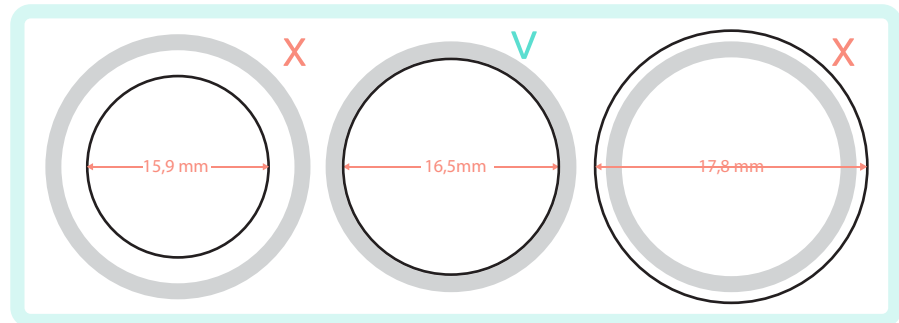
Print out this document and check that it's to the correct scale by measuring the reference mark at the bottom of the page: the length must be exactly 50 mm.

2



Place your ring one after the other over the different circles of the ring gauge.

3



When one of the circles fits neatly inside the inner circumference of your ring, you've found the right size!

RING SIZE

UK K
FR 50



UK L
FR 52



UK M,N
FR 54



UK O
FR 56



UK P,Q
FR 58

