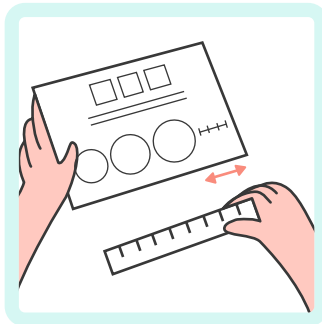


Measuring the size of your bangle

If you already wear a bangle and your new bangle will be worn on the same wrist, you can print out our bangle sizer and easily find the size you need to order!


When printing, make sure that your printer does not scale the document.

1



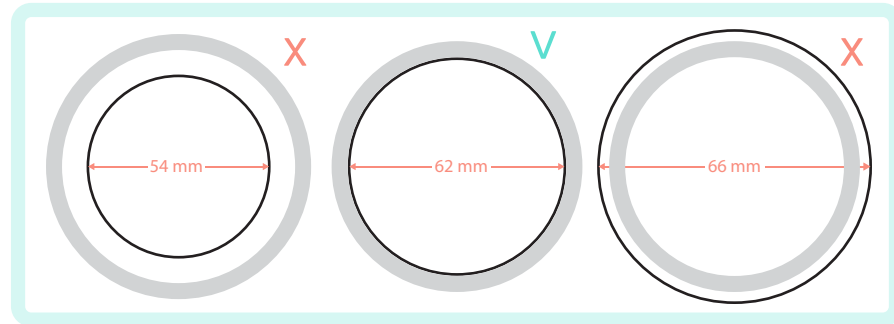
Print out this document and check that it's to the correct scale by measuring the reference mark at the bottom of the page: the length must be exactly 50 mm.

2



Place your bangle one after the other over the different circles of the bangle size gauge.

3



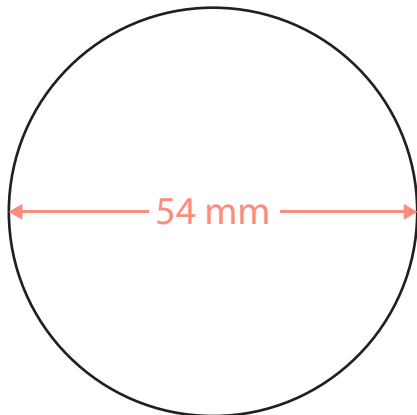
Too small

Ideal size

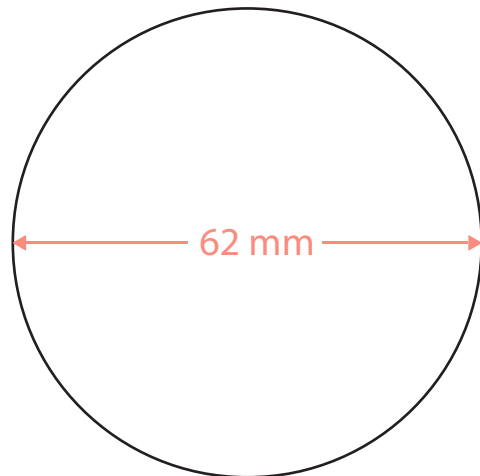
Too big

When one of the circles fits neatly inside the inner circumference of your bangle, you've found the right size!

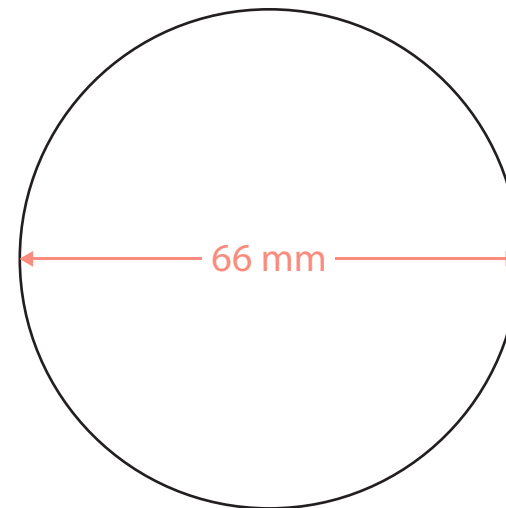
BANGLE SIZE



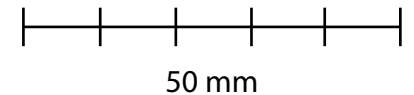
54 MM BANGLE



62 MM BANGLE



66 MM BANGLE



HappyBulle
Engrave your story