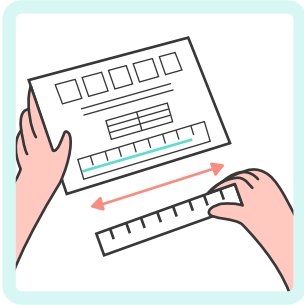


Measuring your hand size

If you don't know what size ring to choose, simply print out this document and follow the instructions!
The paper ruler will enable you to measure your hand size and determine which size is right for you.

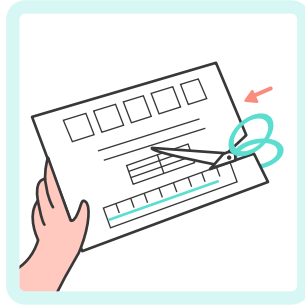
When printing, make sure that your printer does not scale the document.

1



Print out this document and check that it is to the correct scale by measuring the paper ruler at the bottom of the page.

2



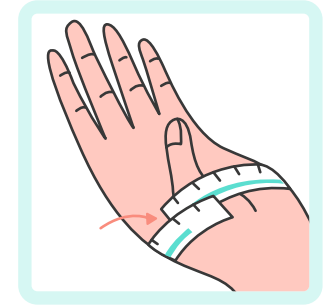
Cut out the paper ruler with a pair of scissors.

3



Wrap the paper ruler around your hand, folding your thumb against your palm to measure the widest part of your hand.

4



Wrap the paper ruler around your hand, folding your thumb against your palm to measure the widest part of your hand.

5

Refer to the table below to find the ring size that matches your hand size:

Hand circumference size	Bangle size (interior diameter)
Maximum 17 cm	54 mm: child
Maximum 19,5 cm	62 mm: adult, slim to medium wrist
Maximum 20,7 cm	66 mm: adult, medium to large wrist

